

BEHAVIORAL HEALTH SERVICES MATCHING GRANT PROGRAMS PERFORMANCE MEASURES

Outputs (OP) are the tangible actions of the grant programs (e.g., number of participants, trainings conducted, community education events offered, bed days). **Outcomes (OC)** measure the result of the tangible actions of the grant programs (e.g., a decrease in behavioral health symptoms, hospitalization, or justice involvement, or an increase in quality of life, resiliency, stable housing, or employment).

Performance measures for the matching grants program are reported each quarter of the State Fiscal Year (FY), which runs September 1st – August 31st, and are due 30 days after the end of each quarter. Performance measures are reported cumulatively as illustrated in the table below.

Quarter	Reporting Period	Data Due
Quarter 1	September 1 – November 30	December 30
Quarter 2	September 1 – February	March 30
Quarter 3	September 1 – May 31	June 30
Quarter 4	September 1 – August 31	September 30

Please refer to the appendices for additional information: Assessment Tools Summary [Appendix A], Required Demographic Information [Appendix B], and Healthy Community Collaborative (HCC) Specific Performance Measures [Appendix C].

OUTPUT MEASURES

OUTPUT 1: UNDUPLICATED NUMBER OF PARTICIPANTS RECEIVING SERVICES	
Description	Percent of unique participants that have received a min. of one grant-funded service within the FY.
Numerator	Total number of unique participants that have received a min. of one grant-funded service within the FY.
Denominator	Number of unique participants that will receive a minimum of one grant-funded service within the FY.
Performance Expectation	100% with an allowable variance of 10%.
Data Notes	<ul style="list-style-type: none"> To be reported by all grantees for grant-funded projects that provide behavioral health treatment services. Target (Denominator) to be negotiated with HHS and remains the same throughout each reporting period. Unduplicated participants are defined as unique individuals that received (e.g., enrolled) a service(s) within a fiscal year. <u>Unique individuals who received multiple services should only be counted once.</u> Grant-funded service is defined as treatment activities that are delivered to participants to support their recovery. If a grantee is unsure about a service, they should check with their program contact before including.

OUTPUT 2: PARTICIPANT RETENTION	
Description	Percent of unique participants that completed the program during the FY or were still participating in services at FY close.
Numerator	Total number of unique participants that completed the program and number of unique participants that remained in service at FY close.
Denominator	Number of unique participants that have received a min. of one grant-funded service within the FY.
Performance Expectation	100% with an allowable variance of 10%.
Data Notes	<ul style="list-style-type: none"> To be reported by all CMHG grantee projects that utilize Output 1. Numerator may be equal to or less than Denominator. Numerator should not be greater than the Denominator. Q1-Q3 numerator should only include those that completed program; for Q4 include both those that completed and those that still remain in service.

OUTPUT 3: PROGRAM COMPLETION	
Description	Percent of unique participants exiting the program having received the intended service dosage.

Numerator	Total number of unique participants who exit the program after receiving the intended service dosage during the FY.
Denominator	Total number of unique participants who exit the program during the FY.
Performance Expectation	% Negotiated with grantees.
Data Notes	<ul style="list-style-type: none"> To be reported by grantees when the <i>intended service dosage</i> can be determined. Grantee to define intended service dosage.

OUTPUT 4: BED UTILIZATION

Description	Percent of bed days utilized.
Numerator	Total number of bed days provided during the FY.
Denominator	Number of bed days to be provided during the FY.
Performance Expectation	100% with an allowable variance of 10%
Data Notes	<ul style="list-style-type: none"> To be used by grantees that provide in-patient or crisis-related beds. Denominator (target) to be negotiated with HHS. Grantee must account for turnover time in determining the denominator.

OUTPUT 5: TRAINING (CONDUCTED)

Description	Percent of behavioral health related trainings conducted during the FY.
Numerator	Total number of unique behavioral health related trainings conducted during the FY.
Denominator	Number of unique behavioral health related trainings to be conducted during the FY.
Performance Expectation	100% with an allowable variance of 10%.
Data Notes	<ul style="list-style-type: none"> Denominator (target) to be negotiated with HHS. Grantees that provide trainings on different topics to provide breakdown of training type. Grantee must maintain records of trainings conducted on file for verification purposes. At minimum, training records should reflect training date, type, audience, and number of sessions per training.

OUTPUT 6: TRAINING (PARTICIPATION)

Description	Percent of unique individuals that attended a behavioral health related training during the FY.
Numerator	Total number of unique individuals trained in a behavioral health related service or curricula during the FY.
Denominator	Number of unique individuals to be trained in a behavioral health related service or curricula during the FY.
Performance Expectation	100% with an allowable variance of 10%.
Data Notes	<ul style="list-style-type: none"> Grantees reporting this output must also report Output 7: Training (Satisfaction) Training sign-in/attendance sheets must be used and kept on file as verification of training participation.

OUTPUT 7: TRAINING (SATISFACTION)

Description	Percent of individuals that attended a behavioral health related training who reported satisfaction with training during the FY.
Numerator	Total number of individuals that attended a behavioral health training who reported satisfaction with training on evaluation form during the FY.
Denominator	Number of individuals that attended a behavioral health training that completed evaluations during the FY.
Performance Expectation	100% with an allowable variance of 10%.
Data Note	Evaluations must be kept on file to verify training satisfaction.

OUTPUT 8: SUPPORT GROUPS (CONDUCTED)

Description	Percent of behavioral health related support groups conducted during the FY.
Numerator	Total number of behavioral health related support groups conducted during the FY.
Denominator	Number of behavioral health related support groups to be conducted during the FY.
Performance Expectation	100% with an allowable variance of 10%.

Data Notes	<ul style="list-style-type: none"> ▪ Denominator (target) to be negotiated with HHS. ▪ To count as a support group at least two individuals must be present. ▪ Sign-in/attendance sheets must be used and kept on file to verify support group occurrence.
-------------------	---

OUTPUT 9: COMMUNITY EDUCATION EVENTS	
Description	Percent of behavioral health related community education events conducted during the FY.
Numerator	Total number of behavioral health related community education events conducted during the FY.
Denominator	Number of behavioral health related community education events to be conducted during the FY.
Performance Expectation	100% with an allowable variance of 10%.
Data Note	Denominator (target) to be negotiated with HHS.

FOR ENCOUNTER-BASED SERVICE GRANTEES:

OUTPUT 10: ENCOUNTER-BASED NUMBER OF INDIVIDUALS SERVED THROUGH SINGLE/SHORT/ ENCOUNTER-BASED SERVICES	
Description	Percent of individuals that received a single/short/encounter-based service within the FY.
Numerator	Total number of individuals that received a single/short/encounter-based service within the FY.
Denominator	Target number of individuals that should have received a single/short/encounter-based service within the FY.
Performance Expectation	100% with an allowable variance of 10%.
Data Notes	<ul style="list-style-type: none"> ▪ Use of this measure must be approved by HHS. ▪ Denominator (target) and service type must be negotiated with HHS.

OUTPUT 11: ENCOUNTER-BASED HIGH UTILIZER COUNT	
Description	Percent of unique individuals identified as high utilizers of short encounter-based services during the FY.
Numerator	Total number of unique individuals encountered through a short encounter-based service that re-engaged or re-admitted more than 1 time within 6 months of previous engagement/encounter during the FY.
Denominator	Number of unique individuals encountered through a short encounter-based service during the FY.
Performance Expectation	0% with an allowable variance of 10%.
Data Notes	<ul style="list-style-type: none"> ▪ Use of measure must be approved by HHS. ▪ To be reported by all grantees providing encounter-based services (e.g., Mental Health Deputies).

OUTCOME MEASURES

OUTCOME 1A: SYMPTOM IMPROVEMENT DEPRESSION	
Description	Percent of unique participants who had an improvement in depression symptoms after receiving the intended service dosage during the FY.
Numerator	Total number of unique participants with a diagnosis of moderate to severe depression who received the intended service dosage and showed clinically meaningful improvement in depression symptoms from initial assessment during the FY.
Denominator	Number of unique participants with a diagnosis of moderate to severe depression who received the intended service dosage during the FY.
Approved Tools	<ul style="list-style-type: none"> ▪ Patient Health Questionnaire (PHQ-9) for adults and Adolescents; [PREFERRED] ▪ Quick Inventory of Depressive Symptomatology Self Report 16 Questions (QIDS-SR16); ▪ Columbia-Suicide Severity Rating Scale (C-SSRS) – Triage/Primary Care Version; or ▪ Mood and Feelings Questionnaire (MFQ) Child Short Version.
Data collection timepoints	<ol style="list-style-type: none"> 1. Initial Assessment: At program enrollment. 2. Post Assessment: At conclusion of receiving intended service dosage.
Data Notes	<ul style="list-style-type: none"> ▪ Diagnosis of moderate to severe depression using the PHQ-9 is a score of 10-27. ▪ Diagnosis of moderate to severe depression using the QIDS is a score of 11-≥21. ▪ Clinically meaningful improvement for the PHQ-9 and QIDS is at least a 5-point improvement on the post-assessment from the initial assessment.

	<ul style="list-style-type: none"> ▪ NOTE: There are no prescribed cut points for any version the MFQ. For additional information about setting a cut point, please read a message from the author.
--	---

OUTCOME 1B: SYMPTOM IMPROVEMENT ANXIETY	
Description	Percent of unique participants who had an improvement in anxiety symptoms after receiving the intended service dosage during the FY.
Numerator	Total number of unique participants with a diagnosis of moderately severe or severe anxiety who received the intended service dosage who showed clinically meaningful improvement in anxiety symptoms from initial assessment during the FY.
Denominator	Total number of unique participants with a diagnosis of moderately severe or severe anxiety who received the intended service dosage during the FY.
Approved Tools	<ul style="list-style-type: none"> ▪ General Anxiety Disorder (GAD-7) [PREFERRED]; ▪ Screen for Child Anxiety Related Disorders (SCARED) – Child Version.
Data collection timepoints	<ol style="list-style-type: none"> 1. Initial Assessment: At program enrollment. 2. Post Assessment: At conclusion of receiving intended service dosage.
Data Notes	<ul style="list-style-type: none"> ▪ Diagnosis of moderately severe or severe anxiety using the GAD-7 is a score of 11-21. ▪ Clinically meaningful improvement for the GAD-7 is at least a 4-point improvement on the post assessment from the initial assessment. ▪ Diagnosis of moderately severe or severe anxiety using SCARED is a score of ≥ 25. ▪ Clinically meaningful improvement for the SCARED is indicated by score 12-13 (children); and 9 (adolescents).

OUTCOME 1C: SYMPTOM IMPROVEMENT SCHIZOPHRENIA	
Description	Percent of unique participants who had an improvement in schizophrenia symptoms after receiving the intended service dosage during the FY.
Numerator	Total number of unique participants with a diagnosis of schizophrenia who received the intended service dosage who showed clinically meaningful improvement in schizophrenia symptoms from initial assessment during the FY.
Denominator	Total number of unique participants with a diagnosis of schizophrenia who received the intended service dosage during the FY.
Approved Tools	<ul style="list-style-type: none"> ▪ Positive Symptom Rating Scale (PSRS) & Brief Negative Symptom Assessment (BNSA); [PREFERRED] or ▪ Positive and Negative Syndrome Scale (PANSS); or ▪ Brief Psychiatric Rating Scale (BPRS).
Data collection timepoints	<ol style="list-style-type: none"> 1. Initial Assessment: At program enrollment. 2. Post Assessment: At conclusion of receiving intended service dosage.
Data Note	Clinically meaningful improvement for the PANSS, BPRS, and PSRS/BNSA is at least a 25% improvement on the post assessment from the initial assessment.

OUTCOME 1D: SYMPTOM IMPROVEMENT PTSD	
Description	Percent of unique participants who had an improvement in PTSD symptoms after receiving the intended service dosage during the FY.
Numerator	Total number of unique participants with a diagnosis of PTSD who received the intended service dosage who showed clinically meaningful improvement in PTSD symptoms from initial assessment during the FY.
Denominator	Total number of unique participants with a diagnosis of PTSD who received the intended service dosage during the FY.
Approved Tools	<ul style="list-style-type: none"> ▪ Posttraumatic Stress Disorder Checklist (PCL-5); ▪ The Posttraumatic Checklist – 6 item Civilian Version (Abbreviated PCL-C); or ▪ Child PTSD Symptom Scale (CPSS-5).
Data collection timepoints	<ol style="list-style-type: none"> 1. Initial Assessment: At program enrollment. 2. Post Assessment: At conclusion of receiving intended service dosage.
Data Notes	<ul style="list-style-type: none"> ▪ Diagnosis of PTSD using the PCL-5 is a score of 31-80. ▪ Clinically meaningful improvement for the PCL-5 is at least a 10-point improvement on the post assessment from the initial assessment. ▪ Diagnosis of PTSD using the PCL-C is a score of >30. ▪ Clinically meaningful improvement for the PCL-C is at least a 10-point improvement on the post assessment from the initial assessment.

	<ul style="list-style-type: none"> ▪ Diagnosis of PTSD using the CPSS-5 is a score of >30. ▪ Clinically meaningful improvement for the CPSS-5 is at least a 10-point improvement on the post assessment from the initial assessment.
--	---

OUTCOME 2: IMPROVED ACTIVITIES OF DAILY LIVING	
Description	Percent of unique participants who show an improvement in the ability to complete day-to-day tasks after receiving the intended service dosage during the FY.
Numerator	Total number of unique participants with the goal of improving activities of daily living who received the intended service dosage and show improvement in activities of daily living from initial assessment during the FY.
Denominator	Total number of unique participants with the goal of improving activities of daily living who received the intended service dosage during the FY.
Approved Tool	<ul style="list-style-type: none"> ▪ WHO Disability Assessment Schedule 2.0 (WHODAS 2.0 – 36 Item Version); OR ▪ WHO Disability Assessment Schedule 2.0 (WHODAS 2.0 – 12 Item Version).
Data collection timepoints	<ol style="list-style-type: none"> 1. Initial Assessment: At program enrollment. 2. Post Assessment: At conclusion of receiving intended service dosage.
Data Note	Improvement is defined as any score on the post assessment that is <i>lower</i> than the initial assessment score.

OUTCOME 3: RESILIENCY	
Description	Percent of unique participants who show an improvement in the ability to overcome challenges after receiving the intended service dosage during the FY.
Numerator	Total number of unique participants with the goal of becoming more resilient who received the intended service dosage and show improvement in resiliency from initial assessment during the FY.
Denominator	Total number of unique participants with the goal of becoming more resilient who received the intended service dosage during the FY.
Approved Tools	<ul style="list-style-type: none"> ▪ Brief Resilience Scale (BRS); ▪ Child & Youth Resilience Measure – Revised (CYRM-R); or ▪ CYRM-R (Spanish).
Data collection timepoints	<ol style="list-style-type: none"> 1. Initial Assessment: At program enrollment. 2. Post Assessment: At conclusion of receiving intended service dosage.
Data Note	Improvement on the BRS is defined as any score on the post assessment that is higher than the initial assessment score.

OUTCOME 4: QUALITY OF LIFE	
Description	Percent of unique participants that show improved satisfaction with their life after receiving the intended service dosage during the FY.
Numerator	Total number of unique participants with the goal of improving their quality of life who received the intended service dosage and show improvement in quality of life during the FY.
Denominator	Total number of unique participants with the goal of improving their quality of life who received the intended service dosage during the FY.
Approved Tools	<ul style="list-style-type: none"> ▪ Quality of Life Enjoyment and Satisfaction Questionnaire (Q-LES-Q); [PREFERRED] ▪ Q-LES-Q Short Form; ▪ Assessment of Quality of Life (AQoL); ▪ WHO Quality of Life Brief Version (WHOQOL-BREF).
Data collection timepoints	<ol style="list-style-type: none"> 1. Initial Assessment: At program enrollment. 2. Post Assessment: At conclusion of receiving intended service dosage.
Data Notes	<ul style="list-style-type: none"> ▪ Improvement on the AQoL is defined as any score on the post assessment that is <i>lower than</i> the initial assessment score. ▪ Improvement on the Q-LES-Q or Q-LES-Q SF is defined as any score on the post assessment higher than the initial assessment score. ▪ Improvement on WHOQOL-BREF is defined as any score on the post assessment at a lower risk than the initial assessment.

OUTCOME 5: SOCIAL SUPPORTS	
Description	Percent of unique participants that have improved relationships and/or connections to supportive community after receiving the intended service dosage during the FY.
Numerator	Total number of unique participants with the goal of improving social supports who received the intended service dosage and show improvement in social supports during the FY.
Denominator	Total number of unique participants with the goal of improving social supports who received the intended service dosage during the FY.
Approved Tools	<ul style="list-style-type: none"> ▪ Social Support Questionnaire (SSQ6); or ▪ Child and Adolescent Social Support Scale (CASSS) Questionnaire.
Data collection timepoints	<ol style="list-style-type: none"> 1. Initial Assessment: At program enrollment. 2. Post Assessment: At conclusion of receiving intended service dosage.
Data Note	Improvement defined as any score on the post assessment that is higher than the initial assessment score.

OUTCOME 6A: RATE REDUCTION HOSPITALIZATION	
Description	Rate of hospitalizations for mental health or substance use of participants while enrolled in the program during the FY.
Numerator	Total number of unique hospitalizations by participants for mental health or substance use that occurred while enrolled during the FY.
Denominator	Total number of unique participants that have received a minimum of one grant-funded service during the FY.
Data Source	Client self-report.
Data collection timepoints	Schedule to be determined by grantee to allow for quarterly reporting.
Data Notes	<ul style="list-style-type: none"> ▪ Grantees reporting this outcome must also report Outcome 7D: Reduced Time in a Hospital Setting. ▪ Comparative rate data will be identified by HHS.

OUTCOME 6B: RATE REDUCTION EMERGENCY ROOM USE	
Description	Rate of unique emergency room visits for mental health or substance use by participants while enrolled in the program during the FY.
Numerator	Total number of unique emergency room visits by participants for mental health or substance use that occurred while enrolled during the FY.
Denominator	Total number of unique participants that have received a minimum of one grant-funded service within the FY.
Data Source	Client self-report.
Data collection timepoints	Schedule to be determined by grantee to allow for quarterly reporting.
Data Notes	<ul style="list-style-type: none"> ▪ Grantees reporting this outcome must also report Outcome 7D: Reduced Time in a Hospital Setting. ▪ Comparative rate data will be identified by HHS.

OUTCOME 6C: RATE REDUCTION ARRESTS/JAIL BOOKINGS	
Description	Rate of arrests OR exact matches on Daily Jail Match Report of participants while enrolled in the program during the FY.
Numerator	Total number of new arrests OR exact matches on Daily Jail Match Report that occurred for enrolled participants during the FY.
Denominator	Total number of unique participants that have received a minimum of one grant-funded service within the FY.
Data Sources	<ul style="list-style-type: none"> ▪ Daily Jail Match Report (Required for MHG-JII Grantees); or ▪ Client self-report; or ▪ Mental and Behavioral Health Outpatient Warehouse (MBOW).
Data collection timepoints	Schedule to be determined by grantee to allow for quarterly reporting.
Data Notes	<ul style="list-style-type: none"> ▪ Grantees reporting this outcome must also report Outcome 7A: Prevention of Arrests/Jail Bookings ▪ Total number of arrests ▪ Comparative rate data will be identified by HHS.

OUTCOME 7A: PREVENTION | ARRESTS/JAIL BOOKINGS

Description	Percent of unique participants not arrested OR with exact matches on Daily Jail Match Report while enrolled in the program during the FY.
Numerator	Total number of unique participants with no arrests OR exact matches on Daily Jail Match Report while enrolled during the FY.
Denominator	Total number of unique participants that have received a minimum of one grant-funded service within the FY.
Data Source	<ul style="list-style-type: none">▪ Daily Jail Match Report (Required for MHG-JII Grantees); or▪ Client self-report; or▪ Intellectual Disabilities and Behavioral Health Outpatient Warehouse (MBOW).
Data collection timepoints	Schedule to be determined by grantee to allow for quarterly reporting.

OUTCOME 7B: PREVENTION | IMMEDIATE HOSPITAL READMISSION

Description	Percent of unique participants not readmitted to hospital for mental health or substance use within 30 days of discharge during the FY.
Numerator	Total number of unique participants that are not readmitted to hospital for mental health or substance use within 30 days of discharge during the FY.
Denominator	Total number of unique participants discharged from hospital after admittance for mental health or substance use during the FY.
Data Source	Client self-report.
Data collection timepoint	30 days post hospital discharge.

OUTCOME 7C: PREVENTION | RETURN TO HOMELESSNESS

Description	Percent of unique participants that did not return to homelessness during program enrollment.
Numerator	Total number of unique participants who were homeless at time of program entry who received the intended service dosage or exited program and did not have a new episode of homelessness during the fiscal year.
Denominator	Total number of unique participants who were homeless at time of program entry who received the intended service dosage or exited the program during the fiscal year.
Data Sources	<ul style="list-style-type: none">▪ Homeless Management Information System (HMIS); or▪ Client Self-Report.
Data collection timepoint	Initial Assessment: At program enrollment. Post Assessment: At conclusion of receiving intended service dosage.
Data Note	Homeless defined as “individuals or families who lack a fixed, regular and adequate nighttime residence, unaccompanied youth under 25 years of age, or families with children and youth, who do not otherwise qualify as homeless, and individuals or families fleeing and/or attempting to flee domestic violence.” Source: HUD/HCC RFA.

OUTCOME 7D: PREVENTION | REDUCED TIME IN A HOSPITAL SETTING

Description	Percent of participants that show a reduced amount of time in a hospital, justice, setting during the FY.
Numerator	Total number of participants that received the intended service dosage and decreased the # of days in a hospital, justice homeless setting compared with the 30 days prior to enrollment.
Denominator	Total number of participants that received the intended service dosage during the FY.
Data Source	Client self-report.
Data collection timepoints	<ol style="list-style-type: none">1. At program enrollment (ask about previous 30 days).2. At conclusion of receiving intended service dosage.

OUTCOME 7E: PREVENTION | REDUCED TIME IN A JUSTICE OR ADMINISTRATIVE SEGREGATION SETTING

Description	Percent of participants that show a reduced amount of time in a justice or administrative segregation setting during the FY.
Numerator	Total number of participants that received the intended service dosage and decreased the # of days in a justice or administrative segregation setting compared with the 30 days prior to enrollment.
Denominator	Total number of participants that received the intended service dosage during the FY.
Data Source	<ul style="list-style-type: none">▪ Jail Staff Instant Report; or▪ Client self-report.
Data collection timepoints	<ol style="list-style-type: none">1. At program enrollment (ask about previous 30 days).2. At conclusion of receiving intended service dosage.
Data Note	Administrative Segregation, which may also be referred to as Administrative Separation, refers to those in the justice setting who are placed in a more restrictive unit rather than the general population setting, or require additional supervision than the general population, for the purpose of maintaining safety, security, and order within the justice system. Some examples include: Special Housing Units, Separation Cell, or additional supervision within the general population setting.

OUTCOME 7F: PREVENTION | REDUCED TIME IN A HOMELESS SETTING

Description	Percent of participants that show a reduced amount of time in a homeless setting during the FY.
Numerator	Total number of participants that received the intended service dosage and decreased the # of days in a homeless setting compared with the 30 days prior to enrollment.
Denominator	Total number of participants that received the intended service dosage during the FY.
Data Source	Client self-report.
Data collection timepoints	<ol style="list-style-type: none">1. At program enrollment (ask about previous 30 days).2. At conclusion of receiving intended service dosage.

OUTCOME 8A: EMPLOYMENT | OBTAIN

Description	Percent of participants with the goal of employment that obtain paid work during the fiscal year.
Numerator	Total number of participants who enter unemployed (with the goal of employment) who receive the intended service dosage and exit the program with paid work.
Denominator	Total number of participants who enter unemployed (with the goal of employment) who receive the intended service dosage and exit the program during the fiscal year.
Data Source	Client self-report.
Data collection timepoints	<ol style="list-style-type: none">1. At program enrollment.2. At program exit.

OUTCOME 8B: EMPLOYMENT | MAINTAIN

Description	Percent of participants who maintain paid work while completing the program during the FY.
Numerator	Total number of participants that enter the program employed (with the goal of maintaining employment) who receive the intended service dosage and exit the program with paid work.
Denominator	Total number of participants who enter the program employed (with the goal of maintaining employment) who receive the intended service dosage and exit the program during the FY.
Data Source	Client self-report.
Data collection timepoints	<ol style="list-style-type: none">1. At program enrollment.2. At program exit.

OUTCOME 9A: TRANSITIONAL HOUSING | OBTAIN

Description	Percent of unduplicated participants (with the goal of permanent housing) that obtain transitional housing or temporary shelter during the FY.
Numerator	Total number of unduplicated participants who enter unhoused (with the goal of permanent housing) who receive the intended service dosage and obtain transitional housing or temporary shelter.

Denominator	Total number of unduplicated participants who enter unhoused (with the goal of permanent housing) who are currently enrolled or who have received the intended service dosage prior to exit of the program during the FY.
Data Source	Client self-report.
Data collection timepoints	<ol style="list-style-type: none"> 1. At program enrollment. 2. At completion of services and/or program exit.
Data Notes	<ul style="list-style-type: none"> • HCC grant also includes participants that are at risk of becoming homeless. • For purposes of housing measure, homeless will include participants that meet HUD definition of “literally homeless” or are “fleeing from domestic violence” who maintain adequate nighttime residence. Source: HUD • Per HUD guidelines, Transitional Housing (TH) provides temporary housing with supportive services to individuals and families experiencing homelessness with the goal of interim stability and support to successfully move to and maintain supportive housing. • To be reported by all grantees providing transitional housing or temporary shelter with supportive services.

OUTCOME 9B: PERMANENT HOUSING | OBTAIN

Description	Percent of unduplicated participants with the goal of obtaining housing that obtain permanent housing during the FY.
Numerator	Total number of unduplicated participants who enter unhoused or in transitional housing (with the goal of obtaining permanent housing) who receive the intended service dosage and obtain permanent housing.
Denominator	Total number of unduplicated participants who enter unhoused (with the goal of housing) who are currently enrolled or who have received the intended service dosage prior to exit of the program during the FY.
Data Source	Client self-report.
Data collection timepoints	<ol style="list-style-type: none"> 1. At program enrollment. 2. At completion of services and/or program exit.
Data Notes	<ul style="list-style-type: none"> • HCC grant also includes participants that are at risk of becoming homeless. • For purposes of housing measure, homeless will include participants that meet HUD definition of “literally homeless” or are “fleeing from domestic violence” who maintain adequate nighttime residence. Source: HUD • Types of permanent housing includes: <ul style="list-style-type: none"> ○ Permanent Supportive Housing (PSH) ○ Rapid-Re Housing (RRH) ○ Owned or rented housing (with or without subsidy) ○ Group Home (if permanent) ○ Residing with family/friends with permanent tenure ○ Long-term nursing facility ○ Any other permanent housing approved by HHSC

OUTCOME 9C: HOUSING | MAINTAIN

Description	Percent of unduplicated participants who maintained permanent or transitional housing or temporary shelter while enrolled or at completion of program during the FY, by meeting the maintenance criteria.
Numerator	Total number of unduplicated participants who entered the program with permanent or transitional housing or temporary shelter and met at least one of the following maintenance criteria during the FY: <ul style="list-style-type: none"> • Were still housed at the end of Q4. • Were housed for at least 90 days or more. • Remained housed at program exit.
Denominator	Total number of unduplicated participants that entered the program with permanent or transitional housing or temporary shelter and received the intended service dosage during the FY.
Data Source	Client self-report.
Data collection timepoints	<ol style="list-style-type: none"> 1. At program enrollment. 2. At program exit or at completion of service dosage.
Data Notes	<ul style="list-style-type: none"> • HCC grant includes participants that are literally homeless and those at risk of becoming homeless.

	<ul style="list-style-type: none"> For purposes of housing measure, homeless will include participants that meet HUD definition of “literally homeless” or are “fleeing from domestic violence” who maintain adequate nighttime residence. Source: HUD Once a participant meets a maintenance criterion, they are included in the Numerator for all future quarters.
--	--

OUTCOME 10A: ACADEMIC PROGRESS ATTENDANCE	
Description	Percent of unique participants that show improvement in attendance while enrolled in an academic setting during the FY.
Numerator	Total number of unique participants enrolled in an academic setting who received the intended service dosage and show improvement in attendance during the FY.
Denominator	Total number of unique participants enrolled in an academic setting who received the intended service dosage during the FY.
Data Sources	<ul style="list-style-type: none"> Client/Parent self-report; or School administrative data.
Data collection timepoints	Schedule to be determined by grantee to allow for quarterly reporting.
Data Note	Improvement defined as any improvement in attendance.

OUTCOME 10B: ACADEMIC PROGRESS BEHAVIOR	
Description	Percent of unique participants that show improvement in behavior while enrolled in an academic setting.
Numerator	Total number of unique participants enrolled in an academic setting having received the intended service dosage who show improvement in behavior during the FY.
Denominator	Total number of unique participants enrolled in an academic setting who received the intended service dosage during the FY.
Data Sources	<ul style="list-style-type: none"> Client/Parent self-report; or School administrative data.
Data collection timepoints	Schedule to be determined by grantee to allow for quarterly reporting.
Data Note	Improvement defined as any improvement in behavior.

OUTCOME 10C: ACADEMIC PROGRESS GRADES	
Description	Percent of unique participants that show improvement in grades while enrolled in an academic setting.
Numerator	Total number of unique participants enrolled in an academic setting having received the intended service dosage who show improvement in grades during the fiscal year.
Denominator	Total number of unique participants enrolled in an academic setting who received the intended service dosage during the fiscal year.
Data Sources	<ul style="list-style-type: none"> Client/Parent self-report; or School administrative data.
Data collection timepoints	Schedule to be determined by grantee to allow for quarterly reporting.
Data Note	Improvement defined as any improvement in grades.

OUTCOME 11: IMPROVED COMPETENCY	
Description	Percent of unique participants whose competency is restored after receiving competency restoration services during the FY.
Numerator	Total number of unique participants whose competency is restored during the fiscal year.
Denominator	Total number of unique participants who received competency restoration services and completed the full program during the FY.
Approved Tool	Trial Competency Evaluation conducted by a licensed medical professional that meets statutory requirements to provide competency evaluations. <i>This is required for grantees measuring competency.</i>
Data collection timepoints	<ol style="list-style-type: none"> Initial Assessment: At program enrollment. Post Assessment: After completing the full competency restoration program.
Data Note	Rate of restoration.

FOR ENCOUNTER-BASED SERVICE GRANTEES:

OUTCOME 12: ENCOUNTER-BASED JAIL DIVERSION	
Description	Percent of unique individuals diverted from jail through short encounter-based service during the FY.
Numerator	Total number of unique individuals diverted from jail setting during the FY.
Denominator	Total number of unique individuals encountered by program who would have been arrested during the FY.
Performance Expectation	100% with an allowable variance of 10%.
Data Note	<ul style="list-style-type: none">▪ Use of measure must be approved by HHS▪ To be reported by all grantees providing encounter-based services (e.g., Mental Health Deputies).






OUTCOME 13: ENCOUNTER-BASED CONNECTED TO TREATMENT	
Description	Percent of unique individuals connected to treatment through short encounter-based service during the FY.
Numerator	Total number of unique individuals needing treatment that are connected to behavioral health treatment through short encounter-based service during the FY.
Denominator	Total number unique individuals encountered through short encounter-based services needing treatment during the FY.
Performance Expectation	100% with an allowable variance of 10%.
Data Note	<ul style="list-style-type: none">▪ Use of measure must be approved by HHS.▪ To be reported by all grantees providing encounter-based services (e.g., Mental Health Deputies).



APPENDIX A



Assessment Tools Summary








Current as of 1_24_25



[Double Click to Open]






OUTCOME 1A: SYMPTOM IMPROVEMENT DEPRESSION	Adult	Child/ Adolescent
Patient Health Questionnaire (PHQ-9) [PREFERRED] Copyright/Licensing Info: Developed by Drs. Robert L. Spitzer, Janet B.W. Williams, Kurt Kroenke and colleagues, with an educational grant from Pfizer Inc. No permission required to reproduce, translate, display or distribute.	 PHQ-9.pdf	 PHQ9_Adolescent
Quick Inventory of Depressive Symptomatology -16 Item Self Report (QIDS-SR16) Copyright/Licensing Info: Free to access by students, physicians, clinical practice for use in individual clinical practice or research study. © 1986, 2000 UT Southwestern Medical Center, Dallas	 QIDS	
Columbia-Suicide Severity Rating Scale (C-SSRS) – Triage/Primary Care Copyright/Licensing Info: Free to use - © 2008 The Research Foundation for Mental Hygiene, Inc		 C-SSRS_Primary.pdf
Mood and Feelings Questionnaire (MFQ) Child Short Version Copyright/Licensing Info: Should you wish to administer the MFQ to your clients or for your research study, you may download a PDF of any version of the MFQ free of charge. We only ask that you cite the authors in any published work.		 MFQ



OUTCOME 1B: SYMPTOM IMPROVEMENT ANXIETY	Adult	Child/ Adolescent
General Anxiety Disorder (GAD-7) Copyright/Licensing Info: The copyright is held by Pfizer Inc. but the questionnaire is free to use.	 GAD-7	
Screen for Child Anxiety Related Disorders (SCARED)- Child Version Copyright/Licensing Info: The SCARED is available at no cost at https://www.psychiatry.pitt.edu/research/investigator-resources/assessment-instruments under tools and assessments, or at https://www.pediatricbipolar.pitt.edu/clinical-services/clinical-tools under clinical tools.		 SCARED_Child

OUTCOME 1C: SYMPTOM IMPROVEMENT SCHIZOPHRENIA	Adult	Child/ Adolescent
Positive Symptom Rating Scale (PSRS) & Brief Negative Symptom Assessment (BNSA) [PREFERRED]	 PSRS BNSA	
Positive and Negative Syndrome Scale (PANSS)	 PANSS	

Brief Psychiatric Rating Scale (BPRS)	 BPRS	
OUTCOME 1D: SYMPTOM IMPROVEMENT PTSD	Adult	Child/ Adolescent
Posttraumatic Stress Disorder Checklist (PCL-5) Copyright/Licensing Info: <i>This measure was developed by staff at VA's National Center for PTSD and is in the public domain and not copyrighted. In accordance with the American Psychological Association's ethical guidelines, this instrument is intended for use by qualified health professionals and researchers.</i>	 PCL-5	
The Posttraumatic Checklist – 6 item Civilian Version (Abbreviated PCL-C)	 AQoL-6D.pdf	
Child PTSD Symptom Scale for DSM-5 (CPSS-5) Copyright/Licensing Info: <i>CPSS-5 is free to use and is not copyrighted.</i> <i>Foa, E. B., Johnson, K. M., Feeny, N. C., & Treadwell, K. R. H. (2001). The Child PTSD Symptom Scale: A preliminary examination of its psychometric properties. Journal of Clinical Child Psychology, 30(3), 376-384.</i>		 CPSS-5
OUTCOME 2: IMPROVED ACTIVITIES OF DAILY LIVING	Adult	Child/ Adolescent
WHO Disability Assessment Schedule 2.0 (WHODAS 2.0 – 36 Item Version) Copyright/Licensing Info: <i>If you plan to use WHODAS 2.0, please complete the online User Agreement Form.</i> <i>To license WHODAS 2.0, such as for including WHODAS 2.0 in an electronic records or data capture system or reproducing it in any way, please go to Licensing WHO Classifications to submit a request.</i>	 WHODAS-2.0	
WHO Disability Assessment Schedule 2.0 (WHODAS 2.0 – 12 Item Version) Copyright/Licensing Info: <i>If you plan to use WHODAS 2.0, please complete the online User Agreement Form.</i> <i>To license WHODAS 2.0, such as for including WHODAS 2.0 in an electronic records or data capture system or reproducing it in any way, please go to Licensing WHO Classifications to submit a request.</i>	 WHODAS2.0_12item. pdf	
OUTCOME 3: RESILIENCY	Adult	Child/ Adolescent
Brief Resilience Scale (BRS) Copyright/Licensing Info: <i>The BRS can be used for research and education as long as it is properly cited and as long as the authors are acknowledged (Smith et al., 2008).</i>	 Brief Resilience Scale	

<p>Child & Youth Resilience Measure – Revised (CYRM-R)</p> <p>Copyright/Licensing Info: Resilience Research Centre. (2018). CYRM and ARM user manual. Halifax, NS: Resilience Research Centre, Dalhousie University. Retrieved from http://www.resilienceresearch.org/ Jefferies, P., McGarrigle, L., & Ungar, M. (2018). The CYRM-R: a Rasch-validated revision of the Child and Youth Resilience Measure. <i>Journal of Evidence-Informed Social Work</i>, 1-24. https://doi.org/10.1080/23761407.2018.1548403</p>		 CYRM-R  CYRM-R_Spanish
--	--	--

OUTCOME 4: QUALITY OF LIFE	Adult	Child/ Adolescent
<p>Quality of Life Enjoyment and Satisfaction Questionnaire (Q-LES-Q) [PREFERRED]</p> <p>Copyright/Licensing Info: <i>The Quality of Life Enjoyment and Satisfaction Questionnaire – Short Form (Q-LES-Q-SF) is copyrighted by Jean Endicott, Ph.D. Permission has been granted to reproduce the scale on this website for clinicians to use in their practice and for researchers to use in non-industry studies. For other uses of the scale, the owner of the copyright should be contacted.</i></p>	 Q-LES-Q	 PQ-LES-Q.pdf
<p>Quality of Life Enjoyment and Satisfaction Questionnaire Short Form (Q-LES-QSF)</p> <p>Copyright/Licensing Info: <i>The Quality of Life Enjoyment and Satisfaction Questionnaire – Short Form (Q-LES-Q-SF) is copyrighted by Jean Endicott, Ph.D. Permission has been granted to reproduce the scale on this website for clinicians to use in their practice and for researchers to use in non-industry studies. For other uses of the scale, the owner of the copyright should be contacted.</i></p>	 Q-LES-QSF	
<p>Assessment of Quality of Life (AQoL)</p> <p>Copyright/Licensing Info: <i>There is no license fee and no cost for downloading and using any of the AQoL instruments or algorithms.</i></p>	 AQoL	
<p>WHO Quality of Life (WHOQOL-BREF)</p> <p>Copyright/Licensing Info: <i>If you plan to use WHOQOL, please complete the online User Agreement Form. To obtain permission to use WHOQOL materials, please complete this online form.</i></p>	 english_whoqol_bref.pdf	

OUTCOME 5: SOCIAL SUPPORTS	Adult	Child/ Adolescent
<p>Social Support Questionnaire (SSQ6)</p>	 SSQ6	
<p>Child and Adolescent Social Support Scale (CASSS) Questionnaire</p>		 Child and Adolescent Social Support Scale

APPENDIX B

Required Demographic Information [Reported in Q4 Only]

Gender	Male
	Female
	Other
	Unknown or refused to answer or did not ask
Race	White
	American Indian or Alaska Native
	Asian
	Black or African American
	Native Hawaiian or other Pacific Islander
	Unknown or refused to answer or did not ask
Ethnicity	Hispanic or Latino
	Not Hispanic or Latino
	Unknown or refused to answer or did not ask
Age	17 or younger
	18-20
	21-29
	30-39
	40-49
	50-59
	60 or older
	Unknown or refused to answer or did not ask
Student	Yes
	No
	Unknown or refused to answer or did not ask
Employment	Employed, working 1-39 hours per week
	Employed, working 40 or more hours per week
	Not employed, looking for work
	Not employed, NOT looking for work
	Retired
	Disabled, not able to work
	Unknown or refused to answer or did not ask
Household Income	\$0 - \$9,999
	\$10,000 - \$19,999
	\$20,000 - \$29,999
	\$30,000 - \$39,999
	\$40,000 - \$49,999
	\$50,000 - \$59,999
	\$60,000 - \$69,999
	\$70,000 - \$79,999
	\$80,000 - \$89,999
	\$90,000 - \$99,999
	\$100,000 or more
	Unknown or refused to answer or did not ask

Education	Less than high school degree
	High school degree or equivalent (e.g., GED)
	Some college but no degree
	Associate degree
	Bachelor's degree
	Graduate degree
	Unknown or refused to answer or did not ask
Former DFPS Youth	Yes
	No
	Unknown or refused to answer or did not ask
Current DFPS Youth*	Yes
	No
	Unknown or refused to answer or did not ask
Veteran**	Yes
	No
	Unknown or refused to answer or did not ask

* Required for projects serving children that are involved with the Department of Family and Protective Services (DFPS), including children at risk of relinquishment to DFPS, and/or children involved with Child Protective Investigations (CPI).

** Required for TV+FA Grantees, Optional for all others.

APPENDIX C

Healthy Community Collaborative (HCC) Specific Performance Measures

For HCC grantees, the [legislature](#) has also prescribed performance measures in which the grantee must select at least 4. These measures are either already included on the menu or have been added to the menu as HCC specific Outputs and Outcomes.

HCC OUTPUTS

OUTPUT 12H: SUD PROGRAMS - COMPLETION	
Description	Persons served by the collaborative who complete alcohol or substance abuse programs.
Numerator	Number of unique participants served by the collaborative that have completed alcohol or substance abuse programs within the FY.
Denominator	Number of unique participants served by the collaborative enrolled in alcohol or substance abuse programs within the FY.
Performance Expectation	100% with an allowable variance of 10%.

OUTPUT 13H: SOCIAL BUSINESSES	
Description	Social businesses started in the community as a result of the collaborative's support.
Numerator	The number of social businesses started in the community as a result of the collaborative's input or support within the FY.
Denominator	The number of social businesses to be started in the community with the collaborative's input or support within the FY.
Performance Expectation	100% with an allowable variance of 10%.

OUTPUT 14H: JOB CREATION	
Description	The collaborative will help engage in job creation.
Numerator	Number of activities conducted by the collaborative related to job creation within the fiscal year.
Denominator	Number of activities by the collaborative related to job creation to be conducted within the fiscal year.
Performance Expectation	100% with an allowable variance of 10%.

OUTPUT 15H: JOB TRAINING	
Description	The collaborative will help engage in job training.
Numerator	Number of activities conducted by the collaborative related to job training within the fiscal year.
Denominator	Number of activities by the collaborative related to job training to be conducted within the fiscal year.
Performance Expectation	100% with an allowable variance of 10%.

OUTPUT 16H: WORKFORCE DEVELOPMENT	
Description	The collaborative will help engage in workforce development activities.
Numerator	Number of activities conducted by the collaborative related to workforce development within the FY.
Denominator	Number of activities by the collaborative related to workforce development to be conducted within the FY.
Performance Expectation	100% with an allowable variance of 10%.

HCC OUTCOME

OUTCOME 14H: DFPS – HOUSING STABILITY	
Description	The goal is to decrease the number of children whose families lack adequate housing referred to the Department of Family and Protective Services or a local entity responsible for child welfare.
Numerator	The number of children whose families lack adequate housing referred to the Department of Family and Protective Services or a local entity responsible for child welfare in this fiscal year.
Denominator	The number of children whose families lack adequate housing referred to the Department of Family and Protective Services or a local entity responsible for child welfare in the previous fiscal year.
Performance Expectation	To be negotiated with grantees.
Data Source	DFPS Data Book

OUTCOME 15H: COMMUNITY NEED	
Description	Any other appropriate outcome measure that measures whether a collaborative is meeting a specific need of the community served by the collaborative.
Note	Please contact HHS to discuss.